

Benton County Election Commission

1428 W. Walnut, Rogers, AR 72756

FILED

Russell J. Anzalone
Chairman

Wynne Gregory Day
Commissioner



2024 MAR 15 PM 3:53

Melanie B. Hoskins
Secretary
BETSY HARRELL
CO. & PROBATE CLERK
BENTON COUNTY, AR
Kim Dennison
Coordinator

Office (479) 271-1049 Fax (479) 271-5749
elections@bentoncountvar.gov

OFFICIAL CERTIFICATION OF ELECTION RESULTS FOR THE 2024 PREFERENTIAL PRIMARY AND NONPARTISAN JUDICIAL ELECTION HELD ON MARCH 5, 2024

We, the undersigned Board of Election Commissioners, within and for the County of Benton and the State of Arkansas hereby declare that votes cast by the electors of the 2024 Preferential Primary and Nonpartisan Judicial Election held on the 5th day of March, 2024, were tabulated by automatic tabulating equipment at a central location at the Benton County Election Commission Office, 1428 W. Walnut, Rogers, Arkansas; and that the attached report as printed by such automatic tabulating equipment represents the official returns of the precincts, including early and absentee votes cast, and is true and correct to the best of our knowledge, information and belief.

We further declare that:


The number of outstanding absentee ballots of overseas voters is 5;

The number of provisional ballots from Absentee is 23 and 8 were counted;


The number of provisional ballots from Early Voting is 23 and 7 were counted;

The number of provisional ballots from Election Day is 37 and 4 were counted;


Signed this 15th day of March, 2024.



Russell J. Anzalone, Chairman



Melanie B. Hoskins, Secretary



Wynne Gregory Day, Commissioner

Attest: 

Betsy Harrell, County Clerk

2024 1305

Summary Results Report
 2024 PREFERENTIAL PRIMARY & NONPARTISAN
 JUDICIAL ELECTION
 MARCH 5, 2024

OFFICIAL RESULTS
FILED
 BENTON COUNTY
 2024 MAR 15 PM 3: 53

Statistics	TOTAL	Absentee	Early Voting	Election Day
Registered Voters - Total	181,192			
Registered Voters - REPUBLICAN	0			
Registered Voters - DEMOCRATIC	0			
Registered Voters - NONPARTISAN	181,192			
Ballots Cast - Total	33,946	315	15,428	18,203
Ballots Cast - REPUBLICAN	28,597	214	13,003	15,380
Ballots Cast - DEMOCRATIC	4,611	92	2,100	2,419
Ballots Cast - NONPARTISAN	738	9	325	404
Voter Turnout - Total	18.73%			

BETO CARROLL
 CO. CLERK
 BENTON COUNTY, AR

Summary Results Report
 2024 PREFERENTIAL PRIMARY & NONPARTISAN
 JUDICIAL ELECTION
 MARCH 5, 2024

FILED OFFICIAL RESULTS
 BENTON COUNTY
 2024 MAR 15 PM 3:53

DEWY H. BELL
 CO. CLERK
 BENTON COUNTY, AR

REP U.S. President
 Vote For 1

	TOTAL	VOTE %	Absentee	Early Voting	Election Day
Chris Christie	83	0.29%	1	38	44
Ron DeSantis	516	1.82%	2	231	283
Asa Hutchinson	917	3.23%	6	437	474
Vivek Ramaswamy	124	0.44%	1	53	70
Nikki Haley	7,258	25.55%	55	3,647	3,556
Donald J. Trump	19,442	68.44%	145	8,470	10,827
David Stuckenberg	20	0.07%	1	6	13
Ryan L. Binkley	22	0.08%	1	8	13
Doug Burgum	26	0.09%	0	8	18
Total Votes Cast	28,408	100.00%	212	12,898	15,298
Overvotes	0		0	0	0
Undervotes	189		2	105	82
Contest Totals	28,597		214	13,003	15,380

REP U.S. Congress, District 03
 Vote For 1

	TOTAL	VOTE %	Absentee	Early Voting	Election Day
Congressman Steve Womack	13,851	51.20%	148	6,460	7,243
Senator Clint Penzo	13,201	48.80%	53	5,849	7,299
Total Votes Cast	27,052	100.00%	201	12,309	14,542
Overvotes	0		0	0	0
Undervotes	1,545		13	694	838
Contest Totals	28,597		214	13,003	15,380

REP State Treasurer
 Vote For 1

	TOTAL	VOTE %	Absentee	Early Voting	Election Day
Secretary of State John Thurston	23,885	100.00%	170	10,944	12,771
Total Votes Cast	23,885	100.00%	170	10,944	12,771
Overvotes	0		0	0	0
Undervotes	4,712		44	2,059	2,609
Contest Totals	28,597		214	13,003	15,380

REP State Senate, District 33
 Vote For 1

	TOTAL	VOTE %	Absentee	Early Voting	Election Day
State Senator Bart Hester	6,052	100.00%	45	2,732	3,275
Total Votes Cast	6,052	100.00%	45	2,732	3,275
Overvotes	0		0	0	0
Undervotes	1,347		11	608	728
Contest Totals	7,399		56	3,340	4,003

Summary Results Report
 2024 PREFERENTIAL PRIMARY & NONPARTISAN
 JUDICIAL ELECTION
 MARCH 5, 2024

OFFICIAL RESULTS
 FILED
 BENTON COUNTY
 2024 MAR 15 PM 3: 53

ROBY BARRELL
 CO & PROBATE CLERK
 BENTON COUNTY, AR

REP State Senate, District 34
 Vote For 1

	TOTAL	VOTE %	Absentee	Early Voting	Election Day
Senator Jim Dotson	8,161	100.00%	63	3,697	4,401
Total Votes Cast	8,161	100.00%	63	3,697	4,401
Overvotes	0		0	0	0
Undervotes	1,811		18	819	974
Contest Totals	9,972		81	4,516	5,375

REP State Representative, District 7
 Vote For 1

	TOTAL	VOTE %	Absentee	Early Voting	Election Day
State Representative Brit McKenzie	2,378	100.00%	10	1,041	1,327
Total Votes Cast	2,378	100.00%	10	1,041	1,327
Overvotes	0		0	0	0
Undervotes	531		5	225	301
Contest Totals	2,909		15	1,266	1,628

REP State Representative, District 8
 Vote For 1

	TOTAL	VOTE %	Absentee	Early Voting	Election Day
Representative Austin McCollum	3,011	100.00%	30	1,409	1,572
Total Votes Cast	3,011	100.00%	30	1,409	1,572
Overvotes	0		0	0	0
Undervotes	640		10	252	378
Contest Totals	3,651		40	1,661	1,950

REP State Representative, District 10
 Vote For 1

	TOTAL	VOTE %	Absentee	Early Voting	Election Day
State Representative Mindy McAlindon	2,352	100.00%	7	1,139	1,206
Total Votes Cast	2,352	100.00%	7	1,139	1,206
Overvotes	0		0	0	0
Undervotes	633		5	294	334
Contest Totals	2,985		12	1,433	1,540

REP State Representative, District 11
 Vote For 1

	TOTAL	VOTE %	Absentee	Early Voting	Election Day
State Representative Rebecca Burkas	809	100.00%	11	293	505
Total Votes Cast	809	100.00%	11	293	505
Overvotes	0		0	0	0
Undervotes	173		3	66	104
Contest Totals	982		14	359	609

Summary Results Report
 2024 PREFERENTIAL PRIMARY & NONPARTISAN
 JUDICIAL ELECTION
 MARCH 5, 2024

FILED OFFICIAL RESULTS
 BENTON COUNTY
 2024 MAR 15 PM 3: 53

BENTON DRELL
 CO. CLERK
 BENTON COUNTY, AR

REP State Representative, District 12
 Vote For 1

	TOTAL	VOTE %	Absentee	Early Voting	Election Day
State Representative Hope Hendren	4,147	100.00%	33	1,662	2,452
Total Votes Cast	4,147	100.00%	33	1,662	2,452
Overvotes	0		0	0	0
Undervotes	869		9	363	497
Contest Totals	5,016		42	2,025	2,949

REP State Representative, District 13
 Vote For 1

	TOTAL	VOTE %	Absentee	Early Voting	Election Day
State Representative R. Scott	1,528	100.00%	16	801	711
Total Votes Cast	1,528	100.00%	16	801	711
Overvotes	0		0	0	0
Undervotes	307		4	155	148
Contest Totals	1,835		20	956	859

REP State Representative, District 14
 Vote For 1

	TOTAL	VOTE %	Absentee	Early Voting	Election Day
Nick Burkes	1,309	57.61%	12	601	696
Joshua Hagan	963	42.39%	14	475	474
Total Votes Cast	2,272	100.00%	26	1,076	1,170
Overvotes	0		0	0	0
Undervotes	137		1	62	74
Contest Totals	2,409		27	1,138	1,244

REP State Representative, District 15
 Vote For 1

	TOTAL	VOTE %	Absentee	Early Voting	Election Day
State Representative John P. Carr	1,626	100.00%	20	848	758
Total Votes Cast	1,626	100.00%	20	848	758
Overvotes	0		0	0	0
Undervotes	366		0	182	184
Contest Totals	1,992		20	1,030	942

REP State Representative, District 16
 Vote For 1

	TOTAL	VOTE %	Absentee	Early Voting	Election Day
Representative Kendon Underwood	2,528	100.00%	6	1,022	1,500
Total Votes Cast	2,528	100.00%	6	1,022	1,500
Overvotes	0		0	0	0
Undervotes	553		2	213	338
Contest Totals	3,081		8	1,235	1,838

Summary Results Report
 2024 PREFERENTIAL PRIMARY & NONPARTISAN
 JUDICIAL ELECTION
 MARCH 5, 2024

FILED OFFICIAL RESULTS

2024 MAR 15 PM 3:54 BENTON COUNTY

BETH MARRELL
 CO. CLERK
 BENTON COUNTY, AR

REP State Representative, District 17
 Vote For 1

	TOTAL	VOTE %	Absentee	Early Voting	Election Day
Randy Torres	2,318	64.78%	11	1,231	1,076
Jeremy Criner	1,260	35.22%	5	605	650
Total Votes Cast	3,578	100.00%	16	1,836	1,726
Overvotes	0		0	0	0
Undervotes	95		0	35	60
Contest Totals	3,673		16	1,871	1,786

REP State Representative, District 18
 Vote For 1

	TOTAL	VOTE %	Absentee	Early Voting	Election Day
State Representative Robin Lundstrum	50	100.00%	0	23	27
Total Votes Cast	50	100.00%	0	23	27
Overvotes	0		0	0	0
Undervotes	14		0	6	8
Contest Totals	64		0	29	35

REP Justice of the Peace, District 1
 Vote For 1

	TOTAL	VOTE %	Absentee	Early Voting	Election Day
Justice of the Peace Jeff Dunn	791	52.56%	6	367	418
Michael McCaskey	714	47.44%	4	343	367
Total Votes Cast	1,505	100.00%	10	710	785
Overvotes	0		0	0	0
Undervotes	226		1	77	148
Contest Totals	1,731		11	787	933

REP Justice of the Peace, District 2
 Vote For 1

	TOTAL	VOTE %	Absentee	Early Voting	Election Day
Justice of the Peace Ken Farmer	842	100.00%	8	450	384
Total Votes Cast	842	100.00%	8	450	384
Overvotes	0		0	0	0
Undervotes	194		1	86	107
Contest Totals	1,036		9	536	491

REP Justice of the Peace, District 3
 Vote For 1

	TOTAL	VOTE %	Absentee	Early Voting	Election Day
Justice of the Peace Richard	1,451	100.00%	13	702	736
Total Votes Cast	1,451	100.00%	13	702	736
Overvotes	0		0	0	0
Undervotes	383		0	170	213
Contest Totals	1,834		13	872	949

Summary Results Report
 2024 PREFERENTIAL PRIMARY & NONPARTISAN
 JUDICIAL ELECTION
 MARCH 5, 2024

FILED OFFICIAL RESULTS
 2024 MAR 15 PM 3:54 BENTON COUNTY

BETH MARRELL
 CO. CLERK
 BENTON COUNTY, AR

REP Justice of the Peace, District 4
 Vote For 1

	TOTAL	VOTE %	Absentee	Early Voting	Election Day
Justice of the Peace Chris Latimer	1,516	100.00%	6	726	784
Total Votes Cast	1,516	100.00%	6	726	784
Overvotes	0		0	0	0
Undervotes	341		0	133	208
Contest Totals	1,857		6	859	992

REP Justice of the Peace, District 5
 Vote For 1

	TOTAL	VOTE %	Absentee	Early Voting	Election Day
Justice of the Peace Carrie Perrien	760	100.00%	13	445	302
Total Votes Cast	760	100.00%	13	445	302
Overvotes	0		0	0	0
Undervotes	183		9	93	81
Contest Totals	943		22	538	383

REP Justice of the Peace, District 6
 Vote For 1

	TOTAL	VOTE %	Absentee	Early Voting	Election Day
Justice of the Peace Brian Armas	1,955	100.00%	8	811	1,136
Total Votes Cast	1,955	100.00%	8	811	1,136
Overvotes	0		0	0	0
Undervotes	434		4	172	258
Contest Totals	2,389		12	983	1,394

REP Justice of the Peace, District 7
 Vote For 1

	TOTAL	VOTE %	Absentee	Early Voting	Election Day
Justice of the Peace Joseph Bollinger	2,064	100.00%	20	1,000	1,044
Total Votes Cast	2,064	100.00%	20	1,000	1,044
Overvotes	0		0	0	0
Undervotes	486		4	214	268
Contest Totals	2,550		24	1,214	1,312

REP Justice of the Peace, District 8
 Vote For 1

	TOTAL	VOTE %	Absentee	Early Voting	Election Day
Lisa Richards	587	48.04%	0	306	281
Justice of the Peace Joel Jones	635	51.96%	1	350	284
Total Votes Cast	1,222	100.00%	1	656	565
Overvotes	0		0	0	0
Undervotes	236		3	101	132
Contest Totals	1,458		4	757	697

Summary Results Report
 2024 PREFERENTIAL PRIMARY & NONPARTISAN
 JUDICIAL ELECTION
 MARCH 5, 2024

FILED OFFICIAL RESULTS

2024 MAR 15 PM 3:35 BENTON COUNTY

RETCY HARRELL
 CO. & PROBATE CLERK
 BENTON COUNTY, AR

REP Justice of the Peace, District 9
 Vote For 1

	TOTAL	VOTE %	Absentee	Early Voting	Election Day
Gregory Woodell	955	100.00%	12	485	458
Total Votes Cast	955	100.00%	12	485	458
Overvotes	0		0	0	0
Undervotes	234		3	121	110
Contest Totals	1,189		15	606	568

REP Justice of the Peace, District 10 District 10
 Vote For 1

	TOTAL	VOTE %	Absentee	Early Voting	Election Day
Justice of the Peace Danny McCrackin	2,921	100.00%	23	1,158	1,740
Total Votes Cast	2,921	100.00%	23	1,158	1,740
Overvotes	0		0	0	0
Undervotes	778		13	305	460
Contest Totals	3,699		36	1,463	2,200

REP Justice of the Peace, District 11
 Vote For 1

	TOTAL	VOTE %	Absentee	Early Voting	Election Day
Justice of the Peace Dustin Todd	1,817	100.00%	6	720	1,091
Total Votes Cast	1,817	100.00%	6	720	1,091
Overvotes	0		0	0	0
Undervotes	366		1	131	234
Contest Totals	2,183		7	851	1,325

REP Justice of the Peace, District 12
 Vote For 1

	TOTAL	VOTE %	Absentee	Early Voting	Election Day
John Good Rlssler	1,223	60.66%	5	734	484
Caroline Gear	793	39.34%	7	427	359
Total Votes Cast	2,016	100.00%	12	1,161	843
Overvotes	0		0	0	0
Undervotes	227		0	110	117
Contest Totals	2,243		12	1,271	960

REP Justice of the Peace, District 13
 Vote For 1

	TOTAL	VOTE %	Absentee	Early Voting	Election Day
Justice of the Peace Kurt S. Moore	1,866	100.00%	8	755	1,103
Total Votes Cast	1,866	100.00%	8	755	1,103
Overvotes	0		0	0	0
Undervotes	420		5	156	259
Contest Totals	2,286		13	911	1,362

Summary Results Report
 2024 PREFERENTIAL PRIMARY & NONPARTISAN
 JUDICIAL ELECTION
 MARCH 5, 2024

FILED

OFFICIAL RESULTS

BENTON COUNTY

2024 MAR 15 PM 3: 54

SEBASTIAN HARRILL
 CO & PROBATE CLERK
 BENTON COUNTY, AR

REP Justice of the Peace, District 14

Vote For 1

	TOTAL	VOTE %	Absentee	Early Voting	Election Day
Justice of the Peace Bethany	1,320	100.00%	14	497	809
Total Votes Cast	1,320	100.00%	14	497	809
Overvotes	0		0	0	0
Undervotes	346		6	126	214
Contest Totals	1,666		20	623	1,023

REP Justice of the Peace, District 15

Vote For 1

	TOTAL	VOTE %	Absentee	Early Voting	Election Day
Justice of the Peace Joel Edwards	890	66.22%	7	440	443
Andrew Sova	454	33.78%	2	211	241
Total Votes Cast	1,344	100.00%	9	651	684
Overvotes	0		0	0	0
Undervotes	189		1	81	107
Contest Totals	1,533		10	732	791

REP Constable, Township 1

Vote For 1

	TOTAL	VOTE %	Absentee	Early Voting	Election Day
James Gibson	3,521	100.00%	35	1,594	1,892
Total Votes Cast	3,521	100.00%	35	1,594	1,892
Overvotes	0		0	0	0
Undervotes	1,015		7	437	571
Contest Totals	4,536		42	2,031	2,463

REP Constable, Township 2

Vote For 1

	TOTAL	VOTE %	Absentee	Early Voting	Election Day
Constable Keith Brummett	3,987	100.00%	34	2,018	1,935
Total Votes Cast	3,987	100.00%	34	2,018	1,935
Overvotes	0		0	0	0
Undervotes	1,210		9	559	642
Contest Totals	5,197		43	2,577	2,577

REP Constable, Township 3

Vote For 1

	TOTAL	VOTE %	Absentee	Early Voting	Election Day
Stephen Rosser	3,936	100.00%	31	1,833	2,072
Total Votes Cast	3,936	100.00%	31	1,833	2,072
Overvotes	0		0	0	0
Undervotes	1,127		14	475	638
Contest Totals	5,063		45	2,308	2,710

Summary Results Report
 2024 PREFERENTIAL PRIMARY & NONPARTISAN
 JUDICIAL ELECTION
 MARCH 5, 2024

FILED

OFFICIAL RESULTS

2024 MAR 15 PM 3: 54

BENTON COUNTY

REP Constable, Township 4
 Vote For 1

DELOTT BRELL
 CO. CLERK
 BENTON COUNTY, AR

	TOTAL	VOTE %	Absentee	Early Voting	Election Day
Constable Gordon L. Fisher	5,864	100.00%	35	2,420	3,409
Total Votes Cast	5,864	100.00%	35	2,420	3,409
Overvotes	0		0	0	0
Undervotes	1,551		18	626	907
Contest Totals	7,415		53	3,046	4,316

REP Constable, Township 5
 Vote For 1

	TOTAL	VOTE %	Absentee	Early Voting	Election Day
Steven Walls	5,014	100.00%	24	2,417	2,573
Total Votes Cast	5,014	100.00%	24	2,417	2,573
Overvotes	0		0	0	0
Undervotes	1,372		7	624	741
Contest Totals	6,386		31	3,041	3,314

DEM U.S. President
 Vote For 1

	TOTAL	VOTE %	Absentee	Early Voting	Election Day
Frankie Lozada	72	1.59%	1	33	38
Stephen P. Lyons	38	0.84%	1	16	21
Marianne Williamson	276	6.08%	0	96	180
Armando 'Mando' Perez-Serrato	53	1.17%	1	24	28
Dean Phillips	150	3.30%	1	64	85
Joseph R. Biden, Jr.	3,951	87.03%	86	1,840	2,025
Total Votes Cast	4,540	100.00%	90	2,073	2,377
Overvotes	0		0	0	0
Undervotes	71		2	27	42
Contest Totals	4,611		92	2,100	2,419

DEM U.S. Congress, District 03
 Vote For 1

	TOTAL	VOTE %	Absentee	Early Voting	Election Day
Caitlin Draper	3,873	100.00%	67	1,747	2,059
Total Votes Cast	3,873	100.00%	67	1,747	2,059
Overvotes	0		0	0	0
Undervotes	738		25	353	360
Contest Totals	4,611		92	2,100	2,419

2024 1314

Summary Results Report
 2024 PREFERENTIAL PRIMARY & NONPARTISAN
 JUDICIAL ELECTION
 MARCH 5, 2024

FILED OFFICIAL RESULTS
 BENTON COUNTY
 2024 MAR 15 PM 3: 54

LOUIS HANSELL
 CO & PROBATE CLERK
 BENTON COUNTY, AR

DEM State Treasurer
 Vote For 1

	TOTAL	VOTE %	Absentee	Early Voting	Election Day
John Pagan	4,086	100.00%	67	1,863	2,156
Total Votes Cast	4,086	100.00%	67	1,863	2,156
Overvotes	0		0	0	0
Undervotes	525		25	237	263
Contest Totals	4,611		92	2,100	2,419

DEM State Senate, District 34
 Vote For 1

	TOTAL	VOTE %	Absentee	Early Voting	Election Day
Kaylee Wedgeworth	1,641	100.00%	30	772	839
Total Votes Cast	1,641	100.00%	30	772	839
Overvotes	0		0	0	0
Undervotes	196		14	86	96
Contest Totals	1,837		44	858	935

DEM State Representative, District 7
 Vote For 1

	TOTAL	VOTE %	Absentee	Early Voting	Election Day
David McPherson	414	100.00%	2	184	228
Total Votes Cast	414	100.00%	2	184	228
Overvotes	0		0	0	0
Undervotes	42		0	18	24
Contest Totals	456		2	202	252

DEM State Representative, District 10
 Vote For 1

	TOTAL	VOTE %	Absentee	Early Voting	Election Day
Kate Schaffer	677	100.00%	5	309	363
Total Votes Cast	677	100.00%	5	309	363
Overvotes	0		0	0	0
Undervotes	59		4	19	36
Contest Totals	736		9	328	399

DEM State Representative, District 11
 Vote For 1

	TOTAL	VOTE %	Absentee	Early Voting	Election Day
Rey Hernandez	127	100.00%	7	48	72
Total Votes Cast	127	100.00%	7	48	72
Overvotes	0		0	0	0
Undervotes	8		1	1	6
Contest Totals	135		8	49	78

Summary Results Report
 2024 PREFERENTIAL PRIMARY & NONPARTISAN
 JUDICIAL ELECTION
 MARCH 5, 2024

FILED OFFICIAL RESULTS

2024 MAR 15 PM 3:58 BENTON COUNTY

DESSA HARRIS
 CO & PROBATE CLERK
 BENTON COUNTY, AR

DEM State Representative, District 12
 Vote For 1

	TOTAL	VOTE %	Absentee	Early Voting	Election Day
David L. Barber	571	100.00%	14	264	293
Total Votes Cast	571	100.00%	14	264	293
Overvotes	0		0	0	0
Undervotes	91		5	43	43
Contest Totals	662		19	307	336

DEM State Representative, District 13
 Vote For 1

	TOTAL	VOTE %	Absentee	Early Voting	Election Day
Ashley Sheys	425	100.00%	4	184	237
Total Votes Cast	425	100.00%	4	184	237
Overvotes	0		0	0	0
Undervotes	43		3	24	16
Contest Totals	468		7	208	253

DEM State Representative, District 14
 Vote For 1

	TOTAL	VOTE %	Absentee	Early Voting	Election Day
Jacob Malloy	376	100.00%	5	183	188
Total Votes Cast	376	100.00%	5	183	188
Overvotes	0		0	0	0
Undervotes	46		7	21	18
Contest Totals	422		12	204	206

DEM State Representative, District 15
 Vote For 1

	TOTAL	VOTE %	Absentee	Early Voting	Election Day
Stephanie Funk	436	87.03%	7	229	200
Erin Lee Underhill	65	12.97%	0	37	28
Total Votes Cast	501	100.00%	7	266	228
Overvotes	0		0	0	0
Undervotes	14		0	7	7
Contest Totals	515		7	273	235

DEM State Representative, District 18
 Vote For 1

	TOTAL	VOTE %	Absentee	Early Voting	Election Day
Justin Meeks	12	100.00%	0	6	6
Total Votes Cast	12	100.00%	0	6	6
Overvotes	0		0	0	0
Undervotes	1		0	0	1
Contest Totals	13		0	6	7

Summary Results Report
 2024 PREFERENTIAL PRIMARY & NONPARTISAN
 JUDICIAL ELECTION
 MARCH 5, 2024

FILED

OFFICIAL RESULTS

2024 MAR 15 PM 3: 54

BENTON COUNTY

DELOACH, STEPHEN
 COUNTY CLERK
 BENTON COUNTY, AR

DEM Justice of the Peace, District 2

Vote For 1

	TOTAL	VOTE %	Absentee	Early Voting	Election Day
Alex Tabor	204	100.00%	1	87	116
Total Votes Cast	204	100.00%	1	87	116
Overvotes	0		0	0	0
Undervotes	38		0	20	18
Contest Totals	242		1	107	134

DEM Justice of the Peace, District 3

Vote For 1

	TOTAL	VOTE %	Absentee	Early Voting	Election Day
Evangelina Beaumont	367	100.00%	4	181	182
Total Votes Cast	367	100.00%	4	181	182
Overvotes	0		0	0	0
Undervotes	59		1	25	33
Contest Totals	426		5	206	215

DEM Justice of the Peace, District 4

Vote For 1

	TOTAL	VOTE %	Absentee	Early Voting	Election Day
Letisha Hinds	248	100.00%	3	99	146
Total Votes Cast	248	100.00%	3	99	146
Overvotes	0		0	0	0
Undervotes	31		1	9	21
Contest Totals	279		4	108	167

DEM Justice of the Peace, District 5

Vote For 1

	TOTAL	VOTE %	Absentee	Early Voting	Election Day
Steven Baker	228	100.00%	5	118	105
Total Votes Cast	228	100.00%	5	118	105
Overvotes	0		0	0	0
Undervotes	42		2	17	23
Contest Totals	270		7	135	128

DEM Justice of the Peace, District 7

Vote For 1

	TOTAL	VOTE %	Absentee	Early Voting	Election Day
Kelly Silkorski	436	100.00%	7	212	217
Total Votes Cast	436	100.00%	7	212	217
Overvotes	0		0	0	0
Undervotes	82		1	33	48
Contest Totals	518		8	245	265

Summary Results Report
 2024 PREFERENTIAL PRIMARY & NONPARTISAN
 JUDICIAL ELECTION
 MARCH 5, 2024

FILED

OFFICIAL RESULTS

2024 MAR 15 PM 3:54 BENTON COUNTY

BENTON L. ARNELL
 CO. & PROBATE CLERK
 BENTON COUNTY, AR

DEM Justice of the Peace, District 8
 Vote For 1

	TOTAL	VOTE %	Absentee	Early Voting	Election Day
Carol Vella	365	100.00%	5	173	187
Total Votes Cast	365	100.00%	5	173	187
Overvotes	0		0	0	0
Undervotes	51		3	25	23
Contest Totals	416		8	198	210

DEM Justice of the Peace, District 10 District 10
 Vote For 1

	TOTAL	VOTE %	Absentee	Early Voting	Election Day
Lon Cross	432	100.00%	13	194	225
Total Votes Cast	432	100.00%	13	194	225
Overvotes	0		0	0	0
Undervotes	98		3	51	44
Contest Totals	530		16	245	269

DEM Justice of the Peace, District 14
 Vote For 1

	TOTAL	VOTE %	Absentee	Early Voting	Election Day
Melody Miller	211	100.00%	6	85	120
Total Votes Cast	211	100.00%	6	85	120
Overvotes	0		0	0	0
Undervotes	41		2	20	19
Contest Totals	252		8	105	139

State Supreme Court Chief Justice, Position 1
 Vote For 1

	TOTAL	VOTE %	Absentee	Early Voting	Election Day
Supreme Court Justice Rhonda Wood	10,191	33.72%	90	4,819	5,282
Jay Martin	5,780	19.13%	44	2,480	3,256
Arkansas Supreme Court Justice Karen Baker	6,620	21.91%	52	3,051	3,517
Supreme Court Justice Barbara Wornack Webb	7,627	25.24%	78	3,576	3,973
Total Votes Cast	30,218	100.00%	264	13,926	16,028
Overvotes	0		0	0	0
Undervotes	3,728		51	1,502	2,175
Contest Totals	33,946		315	15,428	18,203

Summary Results Report
 2024 PREFERENTIAL PRIMARY & NONPARTISAN
 JUDICIAL ELECTION
 MARCH 5, 2024

FILED

OFFICIAL RESULTS

2024 MAR 15 PM 3: 54

BENTON COUNTY

State Supreme Court Associate Justice, Position 2

Vote For 1

	TOTAL	VOTE %	Absentee	Early Voting	Election Day
State Supreme Court Justice Courtney Hudson	18,905	64.62%	174	8,828	9,903
Judge Carlton D. Jones	10,352	35.38%	95	4,686	5,671
Total Votes Cast	29,257	100.00%	269	13,514	15,474
Overvotes	0		0	0	0
Undervotes	4,689		46	1,914	2,729
Contest Totals	33,946		315	15,428	18,203

DAVID D. GREGG
 CO. & PROCLAM. CLERK
 BENTON COUNTY, AR

State District Judge District 02, Division 01 DISTRICT 2-1

Vote For 1

	TOTAL	VOTE %	Absentee	Early Voting	Election Day
Taylor Samples	546	56.70%	12	213	321
Mark N. Scallise	417	43.30%	7	158	252
Total Votes Cast	963	100.00%	19	371	673
Overvotes	0		0	0	0
Undervotes	118		2	39	77
Contest Totals	1,081		21	410	650

Prosecuting Attorney, District 19-West

Vote For 1

	TOTAL	VOTE %	Absentee	Early Voting	Election Day
Sarah Phillips	13,286	43.55%	151	6,159	6,976
Bryan Sexton	17,223	56.45%	132	7,892	9,199
Total Votes Cast	30,509	100.00%	283	14,051	16,175
Overvotes	0		0	0	0
Undervotes	3,437		32	1,377	2,028
Contest Totals	33,946		315	15,428	18,203

UNOPPOSED OFFICES

Vote For 1

	TOTAL	VOTE %	Absentee	Early Voting	Election Day
Unopposed candidates for all school and nonpartisan judicial offices shall be declared and certified elected without the necessity of including those names on the ballot.	0	0.00%	0	0	0
FOR ALL UNOPPOSED	24,693	100.00%	221	11,484	12,888
Total Votes Cast	24,693	100.00%	221	11,484	12,888
Overvotes	0		0	0	0
Undervotes	9,353		94	3,944	5,315
Contest Totals	33,946		315	15,428	18,203

Summary Results Report
 2024 PREFERENTIAL PRIMARY & NONPARTISAN
 JUDICIAL ELECTION
 MARCH 5, 2024

FILED

OFFICIAL RESULTS

2024 MAR 15 PM 3:54

BENTON COUNTY

DETSY HAPPELL
 CO & PRECINCT CLERK
 BENTON COUNTY, AR

Decatur School District Millage
 Vote For 1

	TOTAL	VOTE %	Absentee	Early Voting	Election Day
FOR	166	50.15%	4	42	120
AGAINST	165	49.85%	1	37	127
Total Votes Cast	331	100.00%	5	79	247
Overvotes	0		0	0	0
Undervotes	12		0	3	9
Contest Totals	343		5	82	256

Gentry School District Millage
 Vote For 1

	TOTAL	VOTE %	Absentee	Early Voting	Election Day
FOR	466	45.73%	0	153	313
AGAINST	553	54.27%	2	212	339
Total Votes Cast	1,019	100.00%	2	365	652
Overvotes	0		0	0	0
Undervotes	24		0	9	15
Contest Totals	1,043		2	374	667

Gravette School District Millage
 Vote For 1

	TOTAL	VOTE %	Absentee	Early Voting	Election Day
FOR	1,954	55.29%	20	813	1,121
AGAINST	1,580	44.71%	11	593	976
Total Votes Cast	3,534	100.00%	31	1,406	2,097
Overvotes	0		0	0	0
Undervotes	125		2	47	76
Contest Totals	3,659		33	1,453	2,173

Pea Ridge School District Millage
 Vote For 1

	TOTAL	VOTE %	Absentee	Early Voting	Election Day
FOR	735	49.80%	7	297	431
AGAINST	741	50.20%	5	283	453
Total Votes Cast	1,476	100.00%	12	580	884
Overvotes	0		0	0	0
Undervotes	31		0	7	24
Contest Totals	1,507		12	587	908

2024 1320

Summary Results Report
 2024 PREFERENTIAL PRIMARY & NONPARTISAN
 JUDICIAL ELECTION
 MARCH 5, 2024

FILED

OFFICIAL RESULTS

2024 MAR 15 PM 3: 54 BENTON COUNTY

DESS, TARNELL
 CO & PROBATE CLERK
 BENTON COUNTY, AR

Rogers School District Millage
 Vote For 1

	TOTAL	VOTE %	Absentee	Early Voting	Election Day
FOR	5,432	54.63%	62	2,571	2,799
AGAINST	4,511	45.37%	24	2,115	2,372
Total Votes Cast	9,943	100.00%	86	4,686	5,171
Overvotes	0		0	0	0
Undervotes	256		7	90	159
Contest Totals	10,199		93	4,776	5,330

Siloam Springs School Board, Zone 1
 Vote For 1

	TOTAL	VOTE %	Absentee	Early Voting	Election Day
Heath Nance	317	71.56%	0	158	159
Elida Williamson	126	28.44%	0	54	72
Total Votes Cast	443	100.00%	0	212	231
Overvotes	0		0	0	0
Undervotes	118		0	57	61
Contest Totals	561		0	269	292

Siloam Springs School District Millage
 Vote For 1

	TOTAL	VOTE %	Absentee	Early Voting	Election Day
FOR	1,713	55.80%	17	961	735
AGAINST	1,357	44.20%	5	701	651
Total Votes Cast	3,070	100.00%	22	1,662	1,386
Overvotes	0		0	0	0
Undervotes	80		0	45	35
Contest Totals	3,150		22	1,707	1,421

Springdale School District Millage
 Vote For 1

	TOTAL	VOTE %	Absentee	Early Voting	Election Day
FOR	678	53.81%	12	255	411
AGAINST	582	46.19%	9	220	353
Total Votes Cast	1,260	100.00%	21	475	764
Overvotes	0		0	0	0
Undervotes	35		1	13	21
Contest Totals	1,295		22	488	786

Summary Results Report
 2024 PREFERENTIAL PRIMARY & NONPARTISAN
 JUDICIAL ELECTION
 MARCH 5, 2024

OFFICIAL RESULTS
 FILED
 BENTON COUNTY
 2024 MAR 15 PM 3:54

Bella Vista Police Officer's Pension
 Vote For 1

	TOTAL	VOTE %	Absentee	Early Voting	Election Day
FOR	3,571	57.68%	58	1,831	1,882
AGAINST	2,620	42.32%	26	1,095	1,499
Total Votes Cast	6,191	100.00%	84	2,726	3,381
Overvotes	0		0	0	0
Undervotes	84		1	27	56
Contest Totals	6,275		85	2,753	3,437

BEL. F. ARRELL
 CO. & PROBATE CLERK
 BENTON COUNTY, AR

City of Centerton Refunding Bonds and Tax
 Vote For 1

	TOTAL	VOTE %	Absentee	Early Voting	Election Day
FOR	1,154	61.78%	15	569	570
AGAINST	714	38.22%	6	332	376
Total Votes Cast	1,868	100.00%	21	901	946
Overvotes	0		0	0	0
Undervotes	64		0	34	30
Contest Totals	1,932		21	935	976

City of Centerton Community Center Facilities Bonds
 Vote For 1

	TOTAL	VOTE %	Absentee	Early Voting	Election Day
FOR	1,205	63.72%	15	607	583
AGAINST	686	36.28%	5	303	378
Total Votes Cast	1,891	100.00%	20	910	961
Overvotes	0		0	0	0
Undervotes	41		1	25	15
Contest Totals	1,932		21	935	976

City of Centerton Street Improvements Bonds
 Vote For 1

	TOTAL	VOTE %	Absentee	Early Voting	Election Day
FOR	1,389	72.84%	19	674	696
AGAINST	518	27.16%	2	244	272
Total Votes Cast	1,907	100.00%	21	918	968
Overvotes	0		0	0	0
Undervotes	25		0	17	8
Contest Totals	1,932		21	935	976

Summary Results Report
 2024 PREFERENTIAL PRIMARY & NONPARTISAN
 JUDICIAL ELECTION
 MARCH 5, 2024

FILED OFFICIAL RESULTS
 BENTON COUNTY
 2024 MAR 15 PM 3:54
 DEBBY BARRELL
 CO & PROBATE CLERK
 BENTON COUNTY, AR

City of Centerton Parks and Recreation Improvements Bonds

Vote For 1

	TOTAL	VOTE %	Absentee	Early Voting	Election Day
FOR	1,232	65.08%	17	598	617
AGAINST	661	34.92%	3	313	345
Total Votes Cast	1,893	100.00%	20	911	962
Overvotes	0		0	0	0
Undervotes	39		1	24	14
Contest Totals	1,932		21	935	976

City of Centerton Police Facilities Bonds

Vote For 1

	TOTAL	VOTE %	Absentee	Early Voting	Election Day
FOR	1,147	60.46%	12	578	557
AGAINST	750	39.54%	9	338	403
Total Votes Cast	1,897	100.00%	21	916	960
Overvotes	0		0	0	0
Undervotes	35		0	19	16
Contest Totals	1,932		21	935	976

Increase to the Avoca Fire & Rescue Department Levy of Dues

Vote For 1

	TOTAL	VOTE %	Absentee	Early Voting	Election Day
FOR	263	50.19%	1	130	132
AGAINST	261	49.81%	3	122	136
Total Votes Cast	524	100.00%	4	252	268
Overvotes	0		0	0	0
Undervotes	10		0	4	6
Contest Totals	534		4	256	274

CERTIFICATE OF ELECTION

I, Betsy Harrell, County Clerk of Benton County, Arkansas, hereby certify that at the Annual School Election held on the 5th day of March, 2024

Rebecca Burkhalter
NAME OF CANDIDATE

was duly elected to the office of

Gentry School Board District No. 19, Zone 3

Witness my hand and seal this the 15th day of March, 2024

Betsy Harrell, County Clerk

=====

Please complete the following information for this elected official:

Name - _____

Street or P.O. Box - _____

City - _____, AR Zip Code - _____

Phone - 479 - _____ - _____ Phone - 479 - _____ - _____

Please file this certificate with the County Clerk along with your executed Oath of Office within 10 days of this notice. **Tuesday March 25, 2024.**

Elected officials MUST file the Oath of Office with the COUNTY CLERK before entering upon the duties of an elected officer. (A.C.A § 6-14-115(a) (2) (F))

OATH OF OFFICE FOR SCHOOL DIRECTOR

I, Rebecca Burkhalter do hereby solemnly swear or affirm that I will support the Constitution of the United States and the Constitution of the State of Arkansas; and that I will not be interested, directly or indirectly, in any contract made by the district of which I am a director, except as permitted by state law.

That I will faithfully discharge the duties as school director in Gentry School District, No. 19, Zone 3 of Benton County, Arkansas, upon which I am about to enter.

Signed:

Signature

600 Red Oak Street

Mailing address

Gentry, AR 72734

City, State, Zip

(479) 233-1536

Telephone Number

SWORN TO and SUBSCRIBED before me, _____

a _____ in and for the County of Benton, State of Arkansas,

on this _____ day of _____, 2024.

(Signature of County Clerk, Judge, Circuit Clerk, City Clerk or Justice of the Peace)

NOTE: File this Oath of Office with the County Clerk of Benton County within ten (10) days after receiving Notice of Election in order to receive the Clerk's Certificate of Qualification before entering upon your duties as Director.

NOTE: This Oath of Office and the Certificate of Election must be filed in the County Clerk's office. This Oath of Office may be administered **ONLY** by the County Clerk, Circuit Clerk, any Judge, Justice of the Peace, or City Clerk or Recorder Treasurer