



















Parent-Involvement Survey

1. Do you live in the Gentry School District and/or have a child enrolled in the Gentry school District?			
		Response Percent	Response Count
Yes		94.8%	109
No		5.2%	6
<i>answered question</i>			115
<i>skipped question</i>			0

2. Are you an employee of the Gentry Public School District?			
		Response Percent	Response Count
Yes		37.7%	43
No		62.3%	71
<i>answered question</i>			114
<i>skipped question</i>			1

3. Please indicate your race or national origin:			
		Response Percent	Response Count
American Indian or Alaska Native		7.5%	8
Asian or Pacific Islander		0.9%	1
Black, not of Hispanic Origin		0.9%	1
Hispanic		2.8%	3
White, not of Hispanic Origin		86.9%	93
Other		0.9%	1
<i>answered question</i>			107
<i>skipped question</i>			8

4. Please indicate your gender:			Response Percent	Response Count
Male			14.0%	15
Female			86.0%	92
			answered question	107
			skipped question	8

5. Please indicate your age category:			Response Percent	Response Count
Less than 25 Years of Age			3.7%	4
25-40			57.0%	61
41-55			34.6%	37
56-61			1.9%	2
62-76			0.9%	1
Older than 76			1.9%	2
			answered question	107
			skipped question	8








6. Please indicate your education level:

		Response Percent	Response Count
Doctorate		0.9%	1
Masters		12.3%	13
Bachelors		25.5%	27
2- Year Program Graduate		8.5%	9
Some college hours		24.5%	26
High School Diploma		21.7%	23
GED		4.7%	5
Did not complete high school or earn GED		1.9%	2
		<i>answered question</i>	106
		<i>skipped question</i>	9

7. Did you graduate from Gentry High School?



		Response Percent	Response Count
Yes		28.0%	30
No		72.0%	77
		<i>answered question</i>	107
		<i>skipped question</i>	8






8. How many individuals live at your place of residence?



		Response Percent	Response Count
1		0.0%	0
2		8.6%	9
3		21.0%	22
4		37.1%	39
5		22.9%	24
6		7.6%	8
7		1.0%	1
More than 7		1.9%	2
answered question			105
skipped question			10



9. What are the children's ages in your household?







	Birth-4 years of age	5-7 years of age	8-10 years of age	11-13 years of age	14-17 years of age	Not Applicable	Response Count
Child 1	9.6% (10)	16.3% (17)	17.3% (18)	26.0% (27)	25.0% (26)	5.8% (6)	104
Child 2	9.3% (7)	21.3% (16)	32.0% (24)	18.7% (14)	14.7% (11)	4.0% (3)	75
Child 3	17.9% (7)	20.5% (8)	23.1% (9)	15.4% (6)	15.4% (6)	7.7% (3)	39
Child 4	9.1% (1)	27.3% (3)	18.2% (2)	9.1% (1)	9.1% (1)	27.3% (3)	11
Child 5	12.5% (1)	0.0% (0)	12.5% (1)	25.0% (2)	0.0% (0)	50.0% (4)	8
answered question							104
skipped question							11

10. Did you vote in the last school district election in 2007?			Response Percent	Response Count
Yes			30.5%	32
No			69.5%	73
			answered question	105
			skipped question	10

11. Please indicate each school campus where you have a child enrolled.			Response Percent	Response Count
Gentry Primary School			42.3%	44
Gentry Intermediate School			49.0%	51
Gentry Middle School			39.4%	41
Gentry High School			30.8%	32
I have no children in the Gentry Public School District.			2.9%	3
			answered question	104
			skipped question	11

12. Do you have a computer with Internet access at your place of residence?			Response Percent	Response Count
Yes			83.8%	88
No			16.2%	17
			answered question	105
			skipped question	10

13. Do you feel welcome when you visit your child's campus?				
			Response Percent	Response Count
Yes		91.0%	91	
No		10.0%	10	
If you answered "No", how can we improve?			10	
			answered question	100
			skipped question	15

14. Which of the following types of communication from the school are you most likely to read?				
			Response Percent	Response Count
Monthly school newsletters		67.3%	68	
Weekly teacher newsletters		66.3%	67	
School web pages		54.5%	55	
e-Mails		56.4%	57	
Superintendent's weekly newspaper article- "Chalkboard"		20.8%	21	
What other way would you suggest?		5.0%	5	
			answered question	101
			skipped question	14

15. Please indicate your level of interest in the following items:

	Very interested	Somewhat interested	Very little interest	No interest	Response Count
Student Achievement Data	76.3% (74)	22.7% (22)	0.0% (0)	1.0% (1)	97
Student Recognition Honors	62.9% (61)	34.0% (33)	3.1% (3)	0.0% (0)	97
Student Performances	78.4% (76)	20.6% (20)	1.0% (1)	0.0% (0)	97
Parent Events	43.8% (42)	41.7% (40)	12.5% (12)	2.1% (2)	96
Parent/Child Event	62.9% (61)	30.9% (30)	4.1% (4)	2.1% (2)	97
Sports Event	40.6% (39)	44.8% (43)	10.4% (10)	4.2% (4)	96
Sports Schedules	40.0% (38)	41.1% (39)	14.7% (14)	4.2% (4)	95
Budget	40.6% (39)	46.9% (45)	11.5% (11)	1.0% (1)	96
Long-Range School Planning	40.4% (38)	47.9% (45)	10.6% (10)	1.1% (1)	94
Long-Range District Planning	41.7% (40)	40.6% (39)	16.7% (16)	1.0% (1)	96
Schedules, Calendars	75.5% (71)	20.2% (19)	2.1% (2)	2.1% (2)	94
Lunch Menus	46.9% (45)	40.6% (39)	4.2% (4)	8.3% (8)	96
Minutes of Board Meetings	24.0% (23)	43.8% (42)	25.0% (24)	7.3% (7)	96
Alumni Information	9.4% (9)	20.8% (20)	33.3% (32)	36.5% (35)	96
Academic Programs	67.0% (63)	23.4% (22)	7.4% (7)	2.1% (2)	94
Employment Opportunities	27.1% (26)	34.4% (33)	17.7% (17)	20.8% (20)	96
	<i>answered question</i>				98
	<i>skipped question</i>				17



16. On the average, how much time does your child spend on homework each evening?

	0	30 Minutes	1 Hour	More than 1 hour but less than 2	2 hours	More than 2 hours	Not Applicable	Response Count
Child 1	10.8% (10)	46.2% (43)	24.7% (23)	9.7% (9)	2.2% (2)	1.1% (1)	5.4% (5)	93
Child 2	11.9% (7)	47.5% (28)	16.9% (10)	10.2% (6)	3.4% (2)	1.7% (1)	8.5% (5)	59
Child 3	14.8% (4)	51.9% (14)	7.4% (2)	11.1% (3)	0.0% (0)	0.0% (0)	14.8% (4)	27
Child 4	0.0% (0)	50.0% (5)	0.0% (0)	10.0% (1)	10.0% (1)	0.0% (0)	30.0% (3)	10
Child 5	0.0% (0)	25.0% (2)	12.5% (1)	12.5% (1)	0.0% (0)	0.0% (0)	50.0% (4)	8
	answered question							94
	skipped question							21





17. On the average, how much time do you or another adult in your household spend helping your child with his or her homework each evening?

	0	30 Minutes	1 Hour	More than 1 hour but less than 2	2 hours	More than 2 hours	Not Applicable	Response Count
Child 1	22.0% (20)	53.8% (49)	14.3% (13)	3.3% (3)	1.1% (1)	1.1% (1)	4.4% (4)	91
Child 2	26.3% (15)	49.1% (28)	15.8% (9)	1.8% (1)	0.0% (0)	1.8% (1)	5.3% (3)	57
Child 3	42.3% (11)	38.5% (10)	3.8% (1)	3.8% (1)	0.0% (0)	0.0% (0)	11.5% (3)	26
Child 4	37.5% (3)	25.0% (2)	0.0% (0)	12.5% (1)	0.0% (0)	0.0% (0)	25.0% (2)	8
Child 5	28.6% (2)	28.6% (2)	0.0% (0)	0.0% (0)	0.0% (0)	0.0% (0)	42.9% (3)	7
<i>answered question</i>								92
<i>skipped question</i>								23



18. Do you use e-mail to communicate with teachers/staff at our schools?

		Response Percent	Response Count
Yes		76.6%	72
No		23.4%	22
If "no", is there a reason you do not?			20
<i>answered question</i>			94
<i>skipped question</i>			21

19. Please check each of the following parent organizations that you knew existed within our school district:



		Response Percent	Response Count
Primary School PTO		88.4%	76
Intermediate School PTO		88.4%	76
Middle School Academic Booster Club		64.0%	55
Middle School Chapter of "Watch Dog Dads"		58.1%	50
High School Academic Booster Club		59.3%	51
High School Athletic Booster Club		67.4%	58
High School Band Booster Club		58.1%	50
		<i>answered question</i>	86
		<i>skipped question</i>	29

20. Are you able to attend parent teacher conferences as scheduled on the school calendar?



		Response Percent	Response Count
Yes		87.1%	81
No		14.0%	13
If not, what obstacles are keeping you from attending?			13
		<i>answered question</i>	93
		<i>skipped question</i>	22




21. How can parent teacher conferences be improved?

		Response Count
		42
		<i>answered question</i>
		42
		<i>skipped question</i>
		73



22. Have you ever attended a meeting at your child's school?				
			Response Percent	Response Count
Yes		89.0%	81	
No		11.0%	10	
If not, what obstacles are keeping you from participating?			3	
			answered question	91
			skipped question	24

23. Did you attend "Open House" at your child's school this year?				
			Response Percent	Response Count
Yes		82.8%	77	
No		17.2%	16	
If not, what prevented your attendance?			12	
			answered question	93
			skipped question	22







24. Are you aware there is a "Parent Center" at each campus?				
			Response Percent	Response Count
Yes		57.8%	52	
No		42.2%	38	
			answered question	90
			skipped question	25












25. If you knew about the "Parent Center" at your child's campus, have you ever visited it?			Response Percent	Response Count
Yes			28.6%	26
No			30.8%	28
I was not aware that a Parent Center existed at the campuses.			40.7%	37
			<i>answered question</i>	91
			<i>skipped question</i>	24





26. What type materials would you like to find in your child's school's "Parent Center"?		Response Count
		24
		<i>answered question</i>
		24
		<i>skipped question</i>
		91

27. Is the school calendar user/parent friendly?			Response Percent	Response Count
Yes			96.7%	87
No			3.3%	3
How can the school calendar be improved to be more helpful to you?				6
			<i>answered question</i>	90
			<i>skipped question</i>	25











28. Please check each statement that applies to you:

		Response Percent	Response Count
I need information on how to help my child with his/her homework.		29.4%	15
I need assistance in choosing books to read to my Primary School child in the evenings.		13.7%	7
Sometimes I feel overwhelmed by the school's expectations of my role as a parent.		23.5%	12
I need help in understanding the school's Tier I, Tier II, and Tier III Intervention programs.		31.4%	16
I need help in understanding and addressing my child's disability.		7.8%	4
None of these apply to me but I would like.....		31.4%	16
		<i>answered question</i>	51
		<i>skipped question</i>	64

29. With which of the following would you be willing to help?			Response Percent	Response Count
Volunteer substitute			4.3%	4
Fundraising			9.6%	9
Morning duty – parking lot, breakfast, buses			1.1%	1
Lunch duty			1.1%	1
Afternoon duty – parking lot, buses			1.1%	1
Student tutoring			2.1%	2
Assisting with Holiday Parties			22.3%	21
Guest "Reader" in classes			10.6%	10
Teach a mini-course in your field of expertise or hobby			1.1%	1
None			40.4%	38
None of these, but I would			6.4%	6
			answered question	94
			skipped question	21

30. Who is the 2008-09 "Parent Involvement Coordinator" at :			Response Percent	Response Count
Gentry Primary School			56.1%	23
Gentry Intermediate School			56.1%	23
Gentry Middle School			58.5%	24
Gentry High School			39.0%	16
			answered question	41
			skipped question	74

31. What else would you like for us to know?		
		Response Count
		29
<i>answered question</i>		29
<i>skipped question</i>		86

32. Answer the following ONLY IF YOU WANT US TO KNOW WHO YOU ARE:			
		Response Percent	Response Count
Name:		95.0%	19
Company:		15.0%	3
Address:		85.0%	17
Address 2:		5.0%	1
City/Town:		90.0%	18
State:		95.0%	19
ZIP/Postal Code:		90.0%	18
Country:		50.0%	10
Email Address:		65.0%	13
Phone Number:		80.0%	16
<i>answered question</i>			20
<i>skipped question</i>			95